
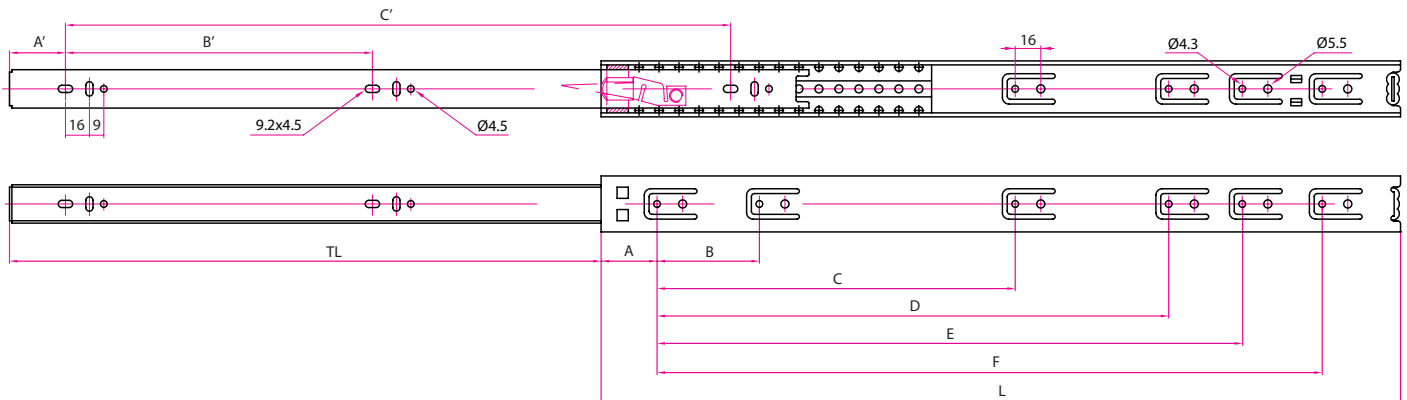
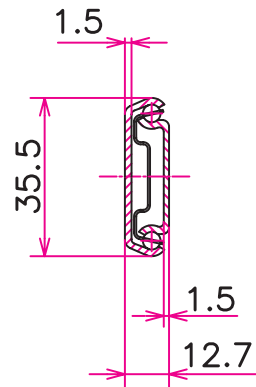


Technical specifications

- Single extension
- Material: cold rolled steel
- Side mounting drawer rails
- Travel end rubber with stop function
- Finishing: bright zinc-coated
- Silent movement
- Drawer front disconnect
- Carbon steel ball bearings



CODE	L	TL	A	B	C	D	E	F	A'	B'	C'	Carton Kg.	Pair Kg.	Carton pair
C35200	200	105	35	96	-	-	-	-	37	128	-	6.80	0.27	25
C35250	250	165	35	160	-	-	-	-	37	192	-	8.50	0.34	25
C35300	300	200	35	64	224	-	-	-	37	96	224	10.00	0.40	25
C35350	350	255	35	64	256	-	-	-	37	128	288	12.50	0.50	25
C35400	400	295	35	64	192	288	-	-	37	160	320	15.00	0.60	25
C35450	450	330	35	64	224	352	-	-	37	160	352	18.75	0.75	25
C35500	500	375	35	64	224	320	416	-	37	192	416	21.75	0.85	25
C35550	550	415	35	64	224	352	448	-	37	224	448	23.75	0.95	25
C35600	600	460	35	64	224	352	480	-	37	256	512	25.00	1.00	25
C35650	650	520	35	64	224	352	544	-	37	288	544	30.00	1.20	25
C35700	700	590	35	64	224	352	480	608	37	288	608	32.50	1.30	25